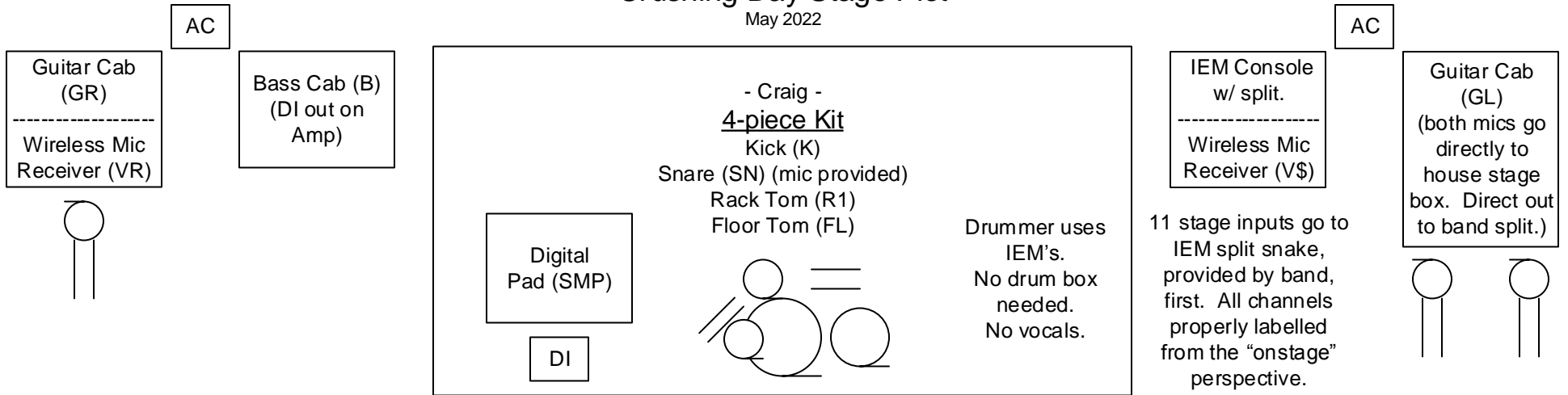


# Crushing Day Stage Plot

May 2022

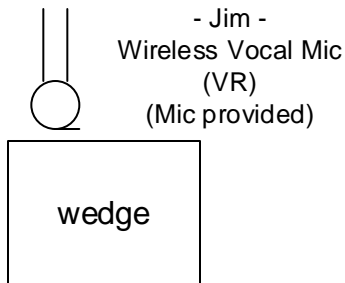


- The inputs are:
- Kick (K)
  - Snare (SN)
  - Rack (R1)
  - Floor (FL)
  - Digital Pad (SMP)
  - Bass (B)
  - Guitar Left (GL) (from direct out)
  - Guitar Right (GR)
  - Left Vocal (VL)
  - Center Vocal (V\$)
  - Right Vocal (VR)

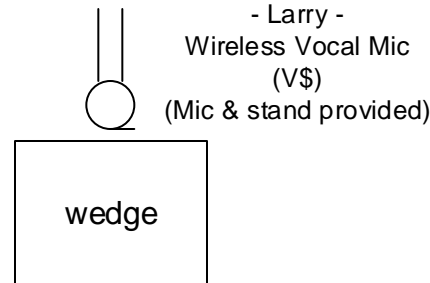
11 stage inputs go to IEM split snake, provided by band, first. All channels properly labelled from the "onstage" perspective.

All other inputs (Hi Hat, overheads, zither, pan flute, didgeridoo, etc) can go straight to sound company stage box.

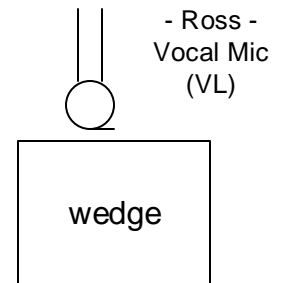
Band split snake has a 50ft trunk on the band side so the stage box can reach any house stage box location. The second trunk (fan tail) for the sound company is 4ft.



Down Stage



Down Stage



Down Stage